



Welcome to the Kiddom community!

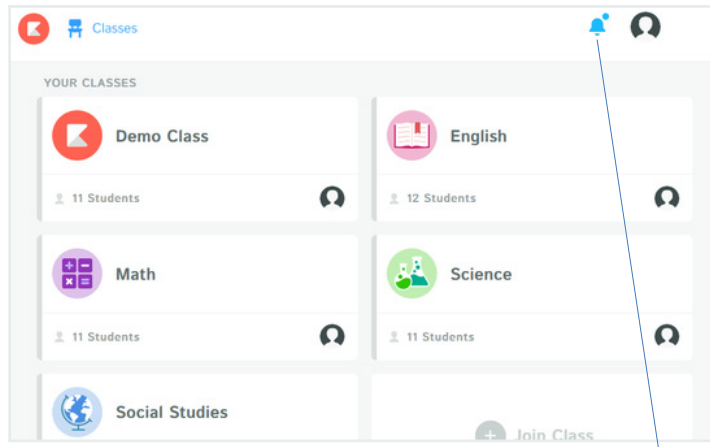
Getting Started with Kiddom

Logging In

Log in to your Kiddom account through your **Clever dashboard** and click the Kiddom icon.

[clever.com/
in/rcschools](https://clever.com/in/rcschools)

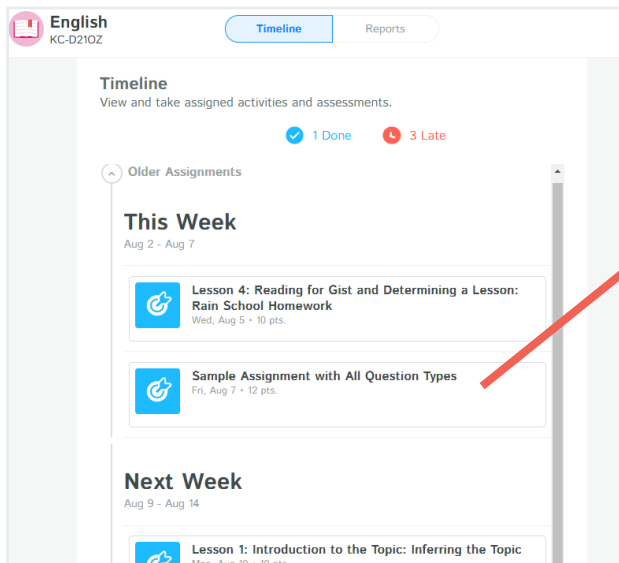
When you first log in, you will see all your **Classes**.



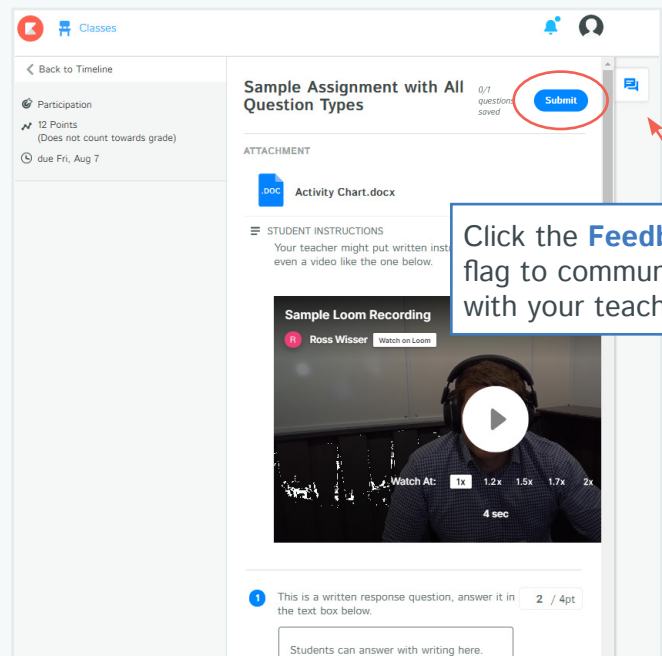
A blue bell icon means you have a **notification**.

How do I find and complete assignments?

Click on a class to see the **Timeline** for that class.



Click on an assignment to complete it and **submit**.



Click the **Feedback** flag to communicate with your teacher.

The blue **Done** bubble reveals completed assignments.

Click the red **Late** bubble to see late assignments that need to be completed.



Watch videos, respond to questions, or submit images or recordings, depending what your teacher has requested.

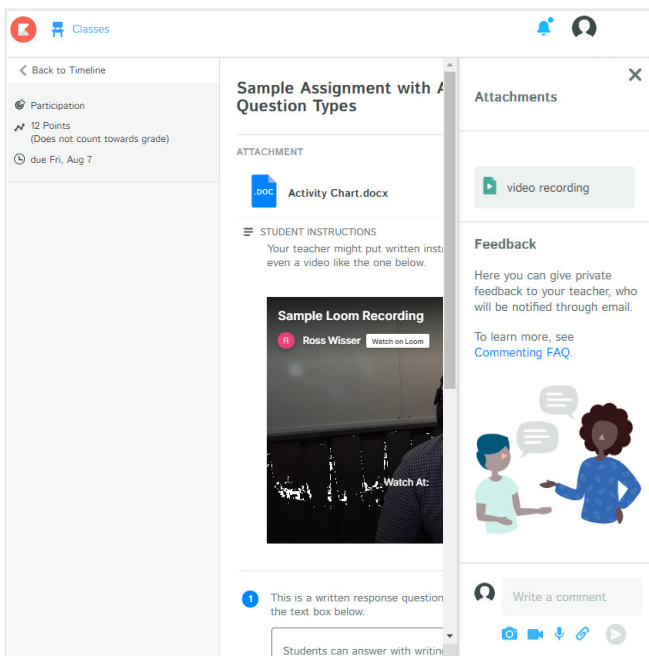


Welcome to the Kiddom community!

For video tutorials, visit support.kiddom.co

How do I get help from my teacher?

Your teacher will get a notification if you use the Feedback window.



You can communicate with your teacher from the Feedback window using text, images, video, or audio.

Images, video, or audio recordings can be recorded directly from Kiddom's Feedback window. Just click one of the blue icons.

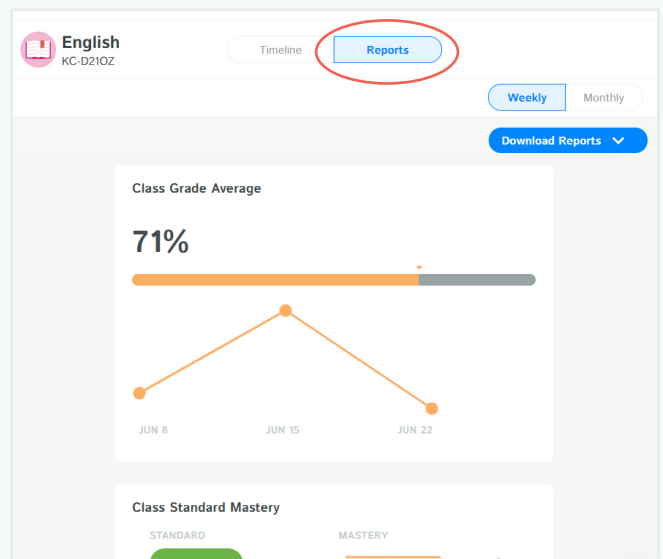


Write a comment



How do I see my grades?

To see your grade, go back to your Timeline and click the **Reports** tab.



Your **Class Grade Average** graph shows how you're doing overall in this class.

Individual standards are color-coded by how well you've mastered them.

The **Download Reports** button creates PDFs of your report cards, in case you need to give them to a parent or guardian.

If you need more help with Kiddom, visit support.kiddom.co to find articles and video walkthroughs of Kiddom.